

DISEÑO Y FABRICACIÓN DE


POSTES

METÁLICOS

Y BRAZOS

PARA LUMINARIAS

Escaneé con su celular




GALCO

PRODUCTO • CERTIFICADO


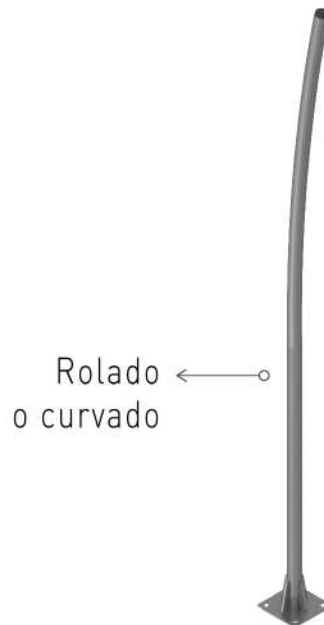
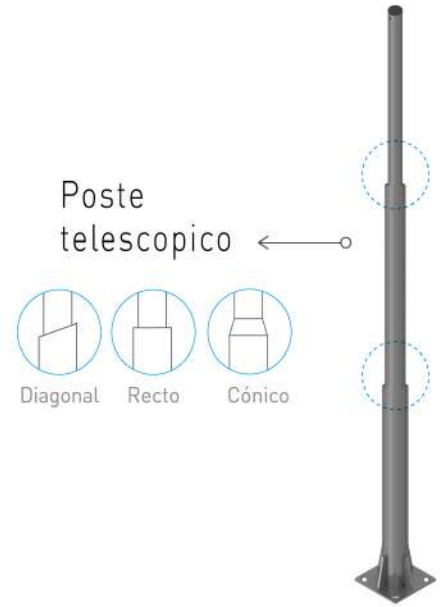
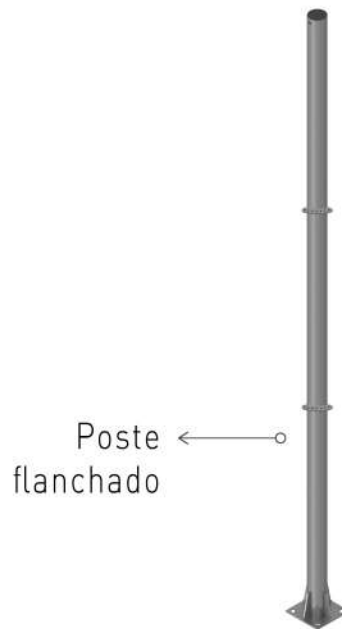
RETI LAP

CONFIGURACIONES DISPONIBLES EN POSTES

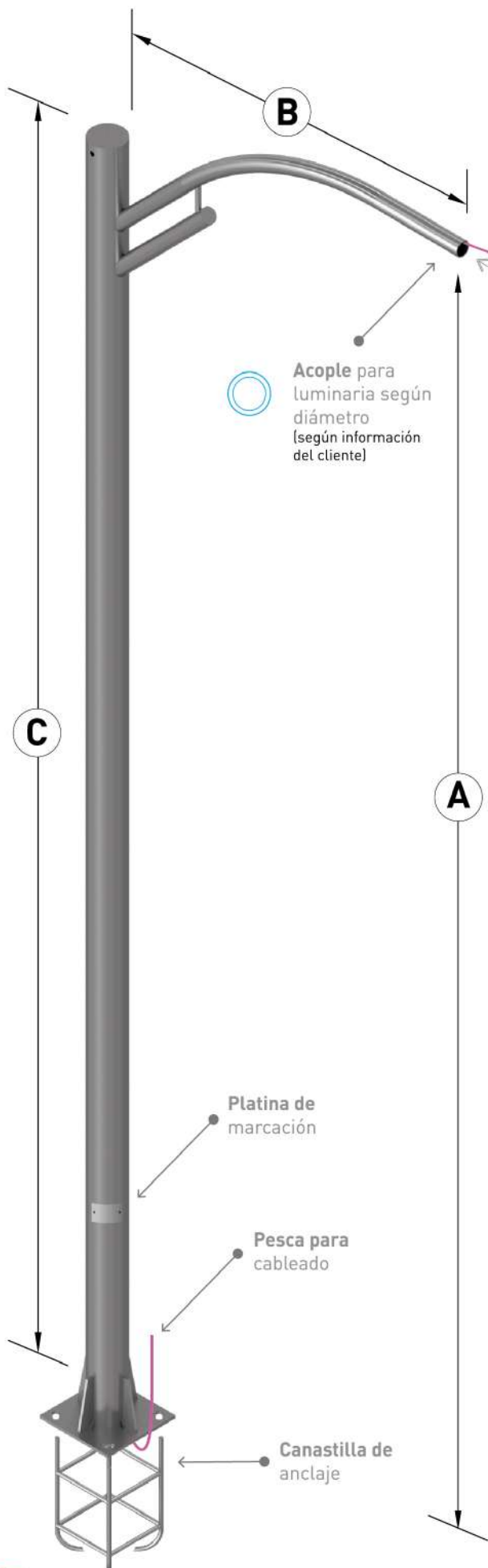
DIMENSIONES	
Longitud del poste	Hasta 18 m
Diámetro	Desde Ø 2" hasta Ø 6"



*También: Mástiles / Monopolos / Astas



Postes con acople para pararrayos



GENERALIDADES

POSTE + BRAZO PARA LUMINARIA

PRODUCTO • CERTIFICADO

RETI LAP

DIMENSIONES

Diámetro del poste	Desde Ø 2" hasta Ø 6"
Diámetro del brazo	Desde Ø 1" hasta Ø 2 1/2"
Altura (A)	Desde 2.5 m hasta 18 m
Longitud del brazo (B)	Desde 15 cm hasta 3 m
Longitud del poste (C)	Varia según medida (A)

CARACTERÍSTICAS

Materiales (disponibles)

- » Acero ASTM A-572 Gr 50
- » Inox 304
- » Aluminio

Acabados (disponibles)

- Galvanizado en caliente (norma ASTM A - 123 / ASTM A - 153)
- Pintado
- Galvanizado y pintado

Incluye

- » Pesca para cableado
- » Platina de marcación
- » Canastilla de anclaje

BASE DE POSTES



Cuadrada

Circular

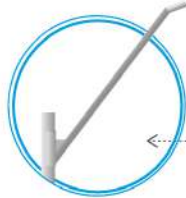
Hexagonal

Empotrable

BRAZOS PARA LUMINARIA (soldados o pernados)



¿CÓMO LO NECESITA?



BRAZO EPM DE 1" Ó 1 1/2" 52°/20°
RA5-102 - RA5-103



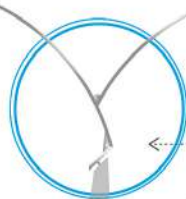
BRAZO EPM DE 1" Ó 1 1/2" 52°/0°
RA5-102 - RA5-103



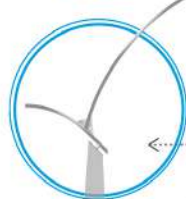
BRAZO EPM DE 1" Ó 1 1/2" 20°/0°
RA5-102 - RA5-103



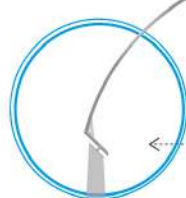
BRAZO EPM DE 1" Ó 1 1/2" 20°/20°
RA5-102 - RA5-103



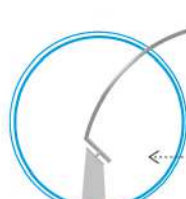
DOBLE LARGO EN V TIPO CARABOBO 1 1/2"
RA5-207 + RA5-106



DOBLE PARA POSTE ORNAMENTAL TIPO CARABOBO 1 1/2"
RA5-207 + RA5-106



LARGO PARA POSTE ORNAMENTAL TIPO CARABOBO 1 1/2"
RA5-207 + RA5-106



ORNAMENTAL CORTO TIPO CARABOBO 1 1/2"
RA5-207 + RA5-106



BRAZO EPM DOBLE PLATINA DE 1 1/2"
RA5-103




BRAZO EXTRALARGO DE 4.5 X 1 1/2"
RA5-103



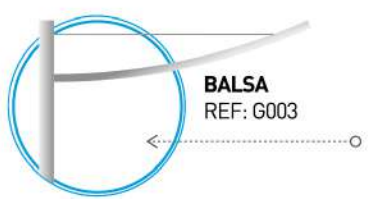
BRAZO BAILARINA EPM DE 1 1/2"
RA5-206



GALVANO
REF: G001



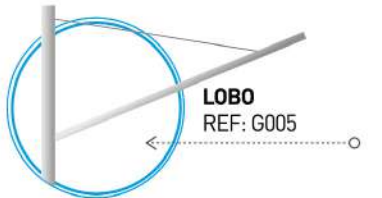
TURBAN
REF: G002




BALSA
REF: G003



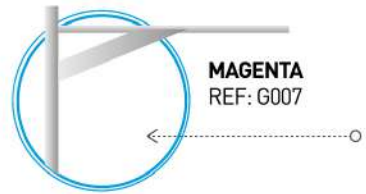
OLIMPO
REF: G004



LOBO
REF: G005



TOCHO
REF: G006



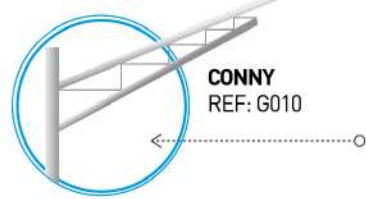
MAGENTA
REF: G007



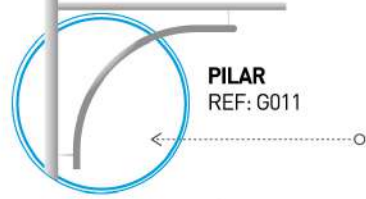
MARINÉ
REF: G008



AURORA
REF: G009



CONNYP
REF: G010



PILAR
REF: G011



POSTE OVAL
REF: G012



AERO
REF: G013



GOTA
REF: G014



CORNAL
REF: G015



Doble propósito



Doble



Sencillo

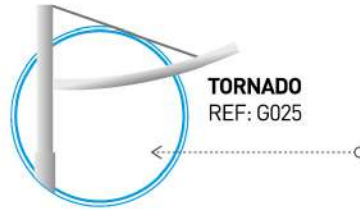
Configuración disponible de brazo en poste



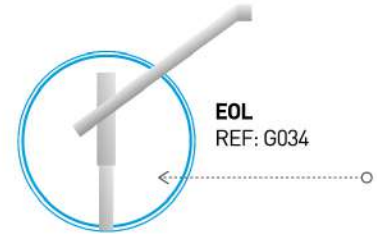
BRAZOS PARA LUMINARIA (soldados o pernados)



ÁBACO
REF: G016



TORNADO
REF: G025



EOL
REF: G034



ANDRUZ
REF: G017



STAR
REF: G026



VELERO
REF: G035



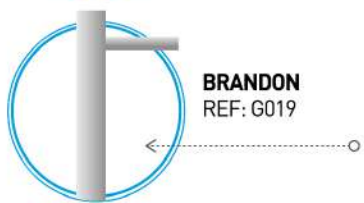
BLONDON
REF: G018



HALCÓN
REF: G027



DELIRIO
REF: G036



BRANDON
REF: G019



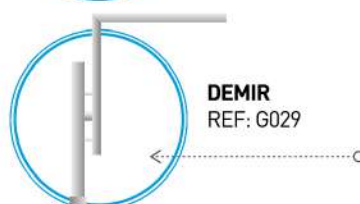
TERON
REF: G028



BARÚ
REF: G037



CHAMEZA
REF: G020



DEMIR
REF: G029



RECTO
REF: G038



RIZADO
REF: G021



GACELA
REF: G030



IDILIO
REF: G039



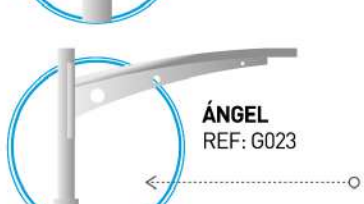
CILÍNDRICO RECTO
REF: G022



COSTA
REF: G031



BALSO
REF: G040



ÁNGEL
REF: G023



PROYECTOR
REF: G032



METROPOLITAN
REF: G041



CHERLI
REF: G024



FARO
REF: G033



CICLÓN
REF: G042



Doble propósito



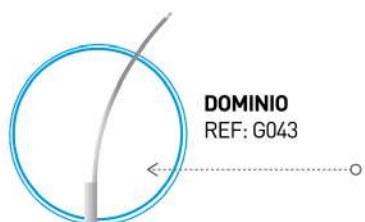
Doble




Sencillo

Configuración disponible de brazo en poste

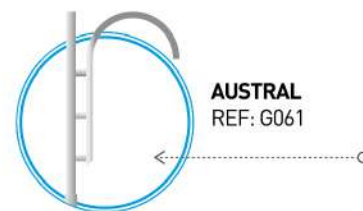
BRAZOS PARA LUMINARIA (soldados o pernados)



DOMINIO
REF: G043




TIFÓN
REF: G052




AUSTRAL
REF: G061



NÓRDICO
REF: G044



MISTIQUE
REF: G053



CAUSE
REF: G062




LÍVIDO
REF: G045



TURBIO
REF: G054



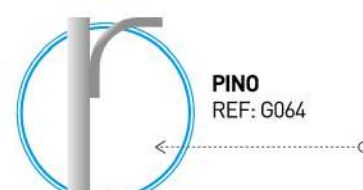
TERMINUS
REF: G063



TENOR
REF: G046




MANTIS
REF: G055



PINO
REF: G064



BALANCE
REF: G047



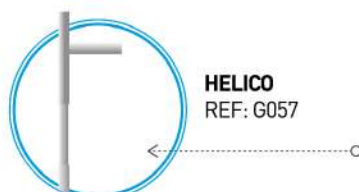
MEDIEVAL
REF: G056



EVANS
REF: G065



URBANO
REF: G048



HELICO
REF: G057



SAGITARIO
REF: G066



PISTILO
REF: G049



SOFI
REF: G058



JÚBILO
REF: G067



DESTELLO
REF: G050




MATIZ
REF: G059



CUBA
REF: G068



MENGUANTE
REF: G051



SENDERO
REF: G060



ROMA
REF: G069



Doble propósito



Doble



Sencillo

Configuración disponible de brazo en poste



PRODUCTO • CERTIFICADO
RETILAP